

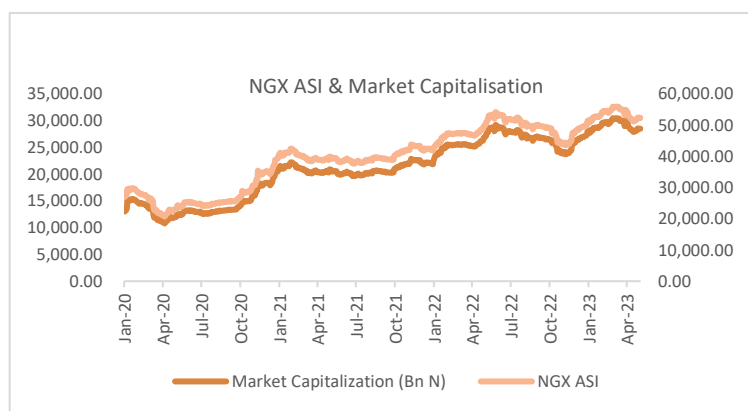


Cowry Daily Market Insight 09 June 2023

MPR: 18.50%
Apr'23 Inflation Rate: 22.22%
Q1 2023 Real GDP: 2.31%

Bears Maintain Grip as ASI Declines by 5 bps; NIBOR Falls for Most Tenor Buckets amid Liquidity Boost...

The domestic stock market closed the trading week negative as the All-Share Index fell by 0.05% to close at 55,930.97 points amid sustained bearish investor sentiment. Hence, the year-to-date gain of the NGX ASI moderated to 9.13% despite the exchange printing more gainers (33) than losers (17). Specifically, sell-offs on tickers such as CONOIL, PZ, UBN, OANDO, and DANGCEM pushed their respective share prices by 9.95%, 3.59%, 2.08%, 1.75%, and 1.05%, respectively. Across the sectoral gauges under our purview, performance was weak, as the NGX Oil/Gas and NGX Industrial indices fell by 1.60%, and 0.55%, respectively. On the other hand, the NGX Banking and NGX Insurance indexes rose by 0.13% and 3.78%, respectively, while the NGX Consumer Goods index remained unchanged from the previous trading day. Meanwhile, market activity improved further, with total deals and volume increasing by 8.81%, and 8.08%, respectively, to 6,595 trades, and 574.74 million units. In terms of volume, FCMB emerged as the most actively traded stock, with 204.81 million shares worth N914.96 billion changing hands in 96 deals.



TENOR	NIBOR as @ 09/06/2023	NIBOR as @ 08/06/2023	PPT
Overnight	13.5600	12.0000	1.56
1 Month	12.7000	13.1300	(0.43)
3 Months	13.4700	14.2900	(0.82)
6 Months	13.9100	15.0100	(1.10)

Source: FMDQ

TENOR	NITTY as @ 09/06/2023	NITTY as @ 08/06/2023	PPT
1Month	3.9800	3.9400	0.04
3 Months	4.9000	4.7700	0.13
6 Months	5.9900	5.6600	0.33
12 Months	8.3500	7.5000	0.85

Source: FMDQ

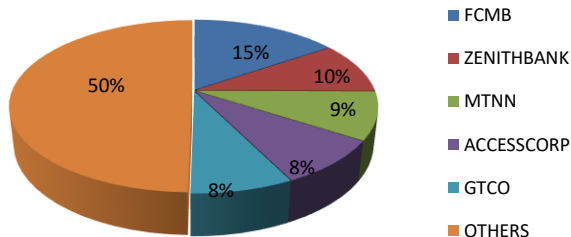
Bond Name	Maturity (Years)	Bid Price	Daily Δ	Offer yield	Yield YTD PPT Δ
16.29% FGN MAR 2027	10	112.33	0.34	12.10%	-0.018
12.50% FGN MAR 2035	15	87.89	0.00	14.68%	0.012
16.25% FGN APR 2037	20	104.69	0.06	15.41%	0.008
12.98% FGN MAR 2050	30	83.34	0.34	15.62%	0.016

Source: FMDQ

Eurobond Name	Maturity (Years)	Bid Price	Daily Δ	Offer Yield	Yield YTD PPT Δ
6.375% JUL 12, 2023	10	99.12	0.00	16.97%	0.079
7.69% FEB 23, 2038	20	70.11	0.19	12.09%	-0.004
7.62% NOV 28, 2047	30	67.17	0.31	11.73%	-0.006

Source: FMDQ

Today's biggest transactions by %age of total naira votes



MARKET STATISTICS	CLOSE	PREVIOUS	TODAY'S %	YTD %
All Share Index (ASI)	55,930.97	55,956.59	(0.05)	9.131
Deals	6,595	6,061	8.81	
Volume (millions)	574.74	531.78	8.08	
Value (₦' Millions)	6,085.34	7,682.32	(20.79)	
Market Cap (₦' billions)	30,454.72	30,468.67	(0.05)	9.098

SECTORED INDICES	CLOSE	PREVIOUS	TODAY'S % Δ
NGX BANKING	525.93	525.23	0.13
NGX INSURANCE	241.65	232.84	3.78
NGX CONSUMER GOODS	847.84	847.85	(0.00)
NGX OIL/GAS	643.71	654.21	(1.60)
NGX INDUSTRIAL	2,453.92	2,467.37	(0.55)

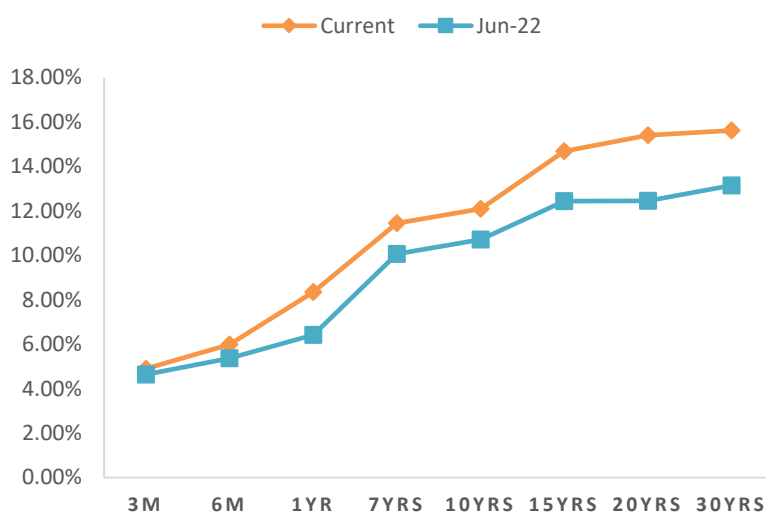
Source: NGX, Cowry Research

IMPORTANT DISCLOSURES

This report is produced by the Research Desk, Cowry Asset Management Limited (COWRY) as a guideline for Clients that intend to invest in securities on the basis of their own investment decision without relying completely on the information contained herein. The opinion contained herein is for information purposes only and does not constitute any offer or solicitation to enter into any trading transaction. While care has been taken in preparing this document, no responsibility or liability whatsoever is accepted by any member of COWRY for errors, omission of facts, and any direct or consequential loss arising from the use of this report or its contents.



FGN NAIRA YIELD CURVE



Money Market

The Nigerian Inter-Bank Offered Rate (NIBOR) fell across most tenor buckets as liquidity conditions eased and banks with liquidity sought lower rates. However, the short-term benchmark rates, such as the open repo rate (OPR) and the overnight lending rate (OVN), expanded to 11.70% (from 11.50%) and 12.10% (from 11.90%), respectively. Additionally, the three-month NIBOR rate moderated by 82 basis points to close at 13.47%.

Meanwhile, NITTY traded higher for all tracked tenor buckets. However, the average secondary market yield on T-bills closed flat at 6.27%.

Bond Market

In the bond space, the value of plain vanilla FGN bonds was relatively flat for most maturities, despite the average yield in the secondary market rising to 13.47%, particularly on mid-term securities.

Elsewhere, the value of the FGN Eurobond closed higher for most maturities on renewed bullish sentiment; consequently, the average secondary market yield contracted to 11.95%.

Foreign Exchange Market

The Naira weakened against the US dollar, trading at N472.50 (from N469.50) at the Investors and Exporters (I&E) windows. Likewise, the parallel market experienced a depreciation, with a fall of 0.13% to N768 (from N767). One-month, three-month, and one-year Dollar/Naira forward rates closed at N480.18, N497.34, and 561.12, respectively, indicating N3.45, N4.63, and N6.15 gains.

Global Commodity Market

At 3:30 p.m. GMT+1, Brent crude rose 0.34% to \$76.22 per barrel, while WTI crude gained 0.21% to \$71.44 per barrel.

Oil futures fell on Friday, as demand concerns outweighed supply constraints.

Elsewhere, gold was trading around \$1,964 per ounce (-0.18%), limited by a slight uptick in US Treasury yield but supported by a retracement in the US dollar.

Source: FMDQ, Trading Economics, OilPrice.com, Cowry Research

USD/NGN Exchange Rate	09/06/2023	Previous	Daily %
I&E FX	₦472.50	₦469.50	0.64%
Parallel	₦766	₦763	0.37%

Major Currencies	09/06/2023	Daily %	Yearly %
EURUSD	1.0772	-0.09%	2.43%
GBPUSD	1.258	0.25%	2.19%
USDCHF	0.902	0.38%	-8.62%
USDRUB	81.60	-0.48%	46.37%
AUDUSD	0.675	0.45%	-4.35%
NZDUSD	0.613	0.62%	-3.76%
USDJPY	139.442	0.38%	3.76%
USDCNY	7.14	0.28%	6.06%
USDINR	82.42	-0.09%	5.49%

Commodities	09/06/2023	Daily%	Yearly %
Crude Oil, \$/bbl.	71.443	0.21%	-38.14%
Brent, \$/bbl.	76.219	0.34%	-36.03%
Natural Gas, \$/MMBtu	2.295	-2.44%	-74.21%
Coal, \$/T	136.25	0.18%	-65.59%
Gold, \$/t.oz	1964.2	-0.18%	4.97%
Wheat, \$/Bu	623.56	-0.43%	-42.34%
Palm Oil, MYR/T	3367	3.16%	-43.13%
Cocoa, \$/T	3159	0.32%	32.45%

IMPORTANT DISCLOSURES

This report is produced by the Research Desk, Cowry Asset Management Limited (COWRY) as a guideline for Clients that intend to invest in securities on the basis of their own investment decision without relying completely on the information contained herein. The opinion contained herein is for information purposes only and does not constitute any offer or solicitation to enter into any trading transaction. While care has been taken in preparing this document, no responsibility or liability whatsoever is accepted by any member of COWRY for errors, omission of facts, and any direct or consequential loss arising from the use of this report or its contents.



Cowry Daily Market Insight 09 June 2023

Corporate Bond Issuer	Description	Issue Date	Maturity Date	Coupon (%)	Yield (%)	Daily Δ
*C & I LEASING PLC	16.54 C&I LEASING I 11-JUN-2023	11-Jul-18	11-Jun-23	16.54	6.42	0.00
STERLING INV. MGT. PLC	16.50 STERLING INV. 3-AUG-2023	03-Aug-16	03-Aug-23	16.50	5.03	0.00
MIXTA REAL ESTATE PLC	16.50 MIXTA IIA 12-OCT-2023	12-Oct-18	12-Oct-23	16.50	6.01	0.00
MIXTA REAL ESTATE PLC	17.75 MIXTA IIB 12-OCT-2023	12-Oct-18	12-Oct-23	17.75	11.71	0.00
FLOUR MILLS OF NIGERIA PLC	16.00 FLOURMILLS II 30-OCT-2023	01-Nov-18	30-Oct-23	16.00	6.46	0.00
STANBIC IBTC	15.75 STANBIC I 5-DEC-2023	17-Dec-18	05-Dec-23	15.75	6.77	0.00
FCMB LIMITED	17.25 FCMB III 8-DEC-2023	09-Dec-16	08-Dec-23	17.25	7.17	0.00
DANGOTE CEMENT PLC	11.25 DANGCEM IA 30-MAY-2024	26-May-21	30-May-24	11.25	8.71	0.00
FLOUR MILLS OF NIGERIA PLC	11.10 FLOURMILLS IIIB 27-FEB-2025	27-Feb-20	27-Feb-25	11.10	14.86	0.01
LAPO MFB SPV PLC	13.00 LAPO MFB II 30-MAR-2025	30-Mar-20	30-Mar-25	13.00	12.26	0.02
DANGOTE CEMENT PLC	12.50 DANGCEM I 30-APR-2025	24-Apr-20	30-Apr-25	12.50	14.10	0.02
CERPAC RECEIVABLES FUNDING SPV PLC	15.25 CERPAC-SPV I 7-MAY-2025	07-May-18	07-May-25	15.25	11.70	0.00
UNITED CAPITAL PLC	12.50 UNICAP I 28-MAY-2025	28-May-20	28-May-25	12.50	6.39	0.01
CERPAC RECEIVABLES FUNDING SPV PLC	15.50 CERPAC-SPV II 15-JUL-2025	11-Jul-18	15-Jul-25	15.50	13.78	0.06
PARTHIAN PARTNERS FUNDING SPV PLC	13.50 PAPF SPV I 27-Jul-2025	27-Jul-22	27-Jul-25	13.50	13.16	0.07
UNION BANK OF NIGERIA PLC	15.75 UNION II 3-SEP-2025	07-Sep-18	03-Sep-25	15.75	15.53	0.09
STERLING INV. MGT. PLC	16.25 STERLING INV. II 6-OCT-2025	05-Oct-18	06-Oct-25	16.25	15.60	0.09
WEMA FUNDING SPV PLC	16.50 WEMA FUNDING SPV II 12-OCT-2025	12-Oct-18	12-Oct-25	16.50	14.30	0.12
CORONATION MB FUNDING SPV PLC	6.25 CORO MB SPV I 30-NOV-2025	30-Nov-20	30-Nov-25	6.25	12.92	0.12
FLOUR MILLS OF NIGERIA PLC	5.50 FLOURMILLS IV A 15-DEC-2025	14-Dec-20	15-Dec-25	5.50	10.46	0.00
CARDINALSTONE FINANCING SPV PLC	7.00 CARDINAL SPV I 30-DEC-2025	30-Dec-20	30-Dec-25	7.00	12.96	0.10
FSDH FUNDING SPV PLC	8.50 FSDH SPV PLC IA 16-FEB-2026	16-Feb-21	16-Feb-26	8.50	12.96	0.10
FSDH FUNDING SPV PLC	8.00 FSDH SPV PLC IB 16-FEB-2026	16-Feb-21	16-Feb-26	8.00	13.50	0.01
MECURE INDUSTRIES FUNDING SPV PLC	13.00 MECURE SPV PLC I 31-MAR-2026	31-Mar-21	31-Mar-26	13.00	13.03	0.06
DANGOTE CEMENT PLC	12.50 DANGCEM IB 30-MAY-2026	26-May-21	30-May-26	12.50	14.77	0.10
ACCESS BANK PLC	15.50 ACCESS BANK 23-JUL-2026	23-Jul-19	23-Jul-26	15.50	13.06	-0.01
MTN NIGERIA COMMUNICATIONS PLC	13.50 MTNN IA 30-SEP-2026	30-Sep-22	30-Sep-26	13.50	12.68	0.02
SUNDRY FOODS FUNDING SPV PLC	13.50 SUNDRY SPV PLC I 15-DEC-2026	15-Dec-21	15-Dec-26	13.50	13.65	0.02
EAT & GO FINANCE SPV PLC	14.25 EAT & GO FINANCE SPV 17-DEC-2026	17-Dec-19	17-Dec-26	14.25	13.39	-0.08
DANGOTE CEMENT PLC	11.85 DANGCEM IIA 30-APR-2027	27-Apr-22	30-Apr-27	11.85	14.60	0.10
AXXELA FUNDING 1 PLC	14.30 AXXELA I 20-MAY-2027	20-May-20	20-May-27	14.30	15.32	0.00
ACCELEREX SPV PLC	14.00 ACSP I 15-JUN-2027	15-Jun-22	15-Jun-27	14.00	6.42	0.00

www.cowryasset.com

IMPORTANT DISCLOSURES

This report is produced by the Research Desk, Cowry Asset Management Limited (COWRY) as a guideline for Clients that intend to invest in securities on the basis of their own investment decision without relying completely on the information contained herein. The opinion contained herein is for information purposes only and does not constitute any offer or solicitation to enter into any trading transaction. While care has been taken in preparing this document, no responsibility or liability whatsoever is accepted by any member of COWRY for errors, omission of facts, and any direct or consequential loss arising from the use of this report or its contents.



Cowry Daily Market Insight 09 June 2023

Corporate Bond Issuer	Description	Issue Date	Maturity Date	Coupon (%)	Yield (%)	Daily Δ
NOVAMBL INVESTMENTS SPV PLC	12.00 NOVAMBL SPV I 23-JUL-2027	23-Jul-20	23-Jul-27	12.00	16.62	-0.07
UNICAP	15.00 UNICAP II 14-SEP-2027	14-Sep-22	14-Sep-27	15.00	14.83	-0.05
*NMRC	7.20 NMRC III 2-NOV-2027	02-Nov-20	02-Nov-27	7.20	15.25	0.08
VIATHAN FUNDING PLC	16.00 VIATHAN (GTD) 14-DEC-2027	15-Dec-17	14-Dec-27	16.00	12.94	0.11
FLOUR MILLS OF NIGERIA PLC	6.25 FLOURMILLS IV B 14-DEC-2027	14-Dec-20	14-Dec-27	6.25	14.85	-0.02
BUA CEMENT PLC	7.50 BUACEM I 30-DEC-2027	30-Dec-20	30-Dec-27	7.50	12.99	0.08
MTN NIGERIA COMMUNICATIONS PLC	13.00 MTN COM PLC I 5-MAY-2028	05-May-21	05-May-28	13.00	14.25	-0.01
NIGER DELTA EXPLORATION & PRODUCTION	17.00 NDEP I 13-JAN-2028	13-Jan-23	13-Jan-28	17.00	14.08	-0.03
DANGOTE CEMENT PLC	13.50 DANGCEM IC 30-MAY-2028	26-May-21	30-May-28	13.50	14.56	0.02
C&I LEASING PLC	15.50 C&I LEASING II 3-JUN-2028	03-Jun-21	03-Jun-28	15.50	14.67	0.05
CERPAC RECEIVABLES FUNDING SPV PLC	14.50 CERPAC-SPV III 15-JUL-2028	10-Sep-21	15-Jul-28	14.50	15.39	-0.05
ARDOVA PLC	13.30 ARDOVA PLC IA 12-NOV-2028	12-Nov-21	12-Nov-28	13.30	13.53	0.07
EAT & GO FINANCE SPV PLC	13.25 EAT & GO FINANCE SPV 8-MAR-2029	08-Mar-22	08-Mar-29	13.25	15.40	-0.07
PRESKO PLC	12.85 PRESKO PLC 5-APR-2029	05-Apr-22	05-Apr-29	12.85	14.48	-0.07
DANGOTE CEMENT PLC	12.35 DANGCEM IIB 30-APR-2029	27-Apr-22	30-Apr-29	12.35	15.01	0.08
UNION BANK OF NIGERIA PLC	16.20 UNION III 27-JUN-2029	27-Jun-19	27-Jun-29	16.20	17.29	0.09
DANGOTE INDUSTRIES FUNDING PLC	12.75 DANGIFP IA 19-JUL-2029	19-Jul-22	19-Jul-29	12.75	15.80	0.09
GEREGU POWER PLC	14.50 GERP I 28-JUL-2029	28-Jul-22	28-Jul-29	14.50	15.28	-0.07
*NMRC	14.90 NMRC I 29-JUL-2030	29-Jul-15	29-Jul-30	14.90	13.78	-0.06
TSL SPV PLC	10.00 TSL SPV I (GTD) 6-OCT-2030	06-Oct-20	06-Oct-30	10.00	14.90	-0.06
FBNQ MB FUNDING SPV PLC	6.25 FBNQ MB SPV II 16-DEC-2030	16-Dec-20	16-Dec-30	6.25	15.35	0.04
FIDELITY BANK PLC	8.50 FIDELITY I 7-JAN-2031	07-Jan-21	07-Jan-31	8.50	15.37	0.04
PRIMERO BRT SECURITISATION SPV PLC	17.00 PRIMERO BRT-SPV 27-OCT-2031	24-May-19	27-Oct-31	17.00	17.35	0.02
MTN NIGERIA COMMUNICATIONS PLC	12.75 MTN COM PLC II 4-NOV-2031	04-Nov-21	04-Nov-31	12.75	15.34	0.04
ARDOVA PLC	13.65 ARDOVA PLC IB 12-NOV-2031	12-Nov-21	12-Nov-31	13.65	14.79	-0.03
GPC-SPV COMPANY PLC	13.00 GPC SPV PLC (GTD) 23-NOV-2031	23-Nov-21	23-Nov-31	13.00	14.71	0.05
PAT DIGITAL INFRA FUND SPV PLC	13.25 PAT SPV PLC (GTD) 2-FEB-2032	02-Feb-22	02-Feb-32	13.25	15.05	0.07
DANGOTE CEMENT PLC	13.00 DANGCEM IIC 30-APR-2032	27-Apr-22	30-Apr-32	13.00	16.23	0.00
DANGOTE CEMENT PLC	13.00 DANGCEM IIC 30-APR-2032	19-Jul-22	19-Jul-32	13.50	16.44	0.00
MTN NIGERIA COMMUNICATIONS PLC	14.50 MTNN IB 30-SEP-2032	30-Sep-22	30-Sep-32	14.50	15.71	0.00
DANGOTE INDUSTRIES FUNDING PLC	13.50 DANGIFP IB 19-JUL-2032	19-Jul-22	19-Jul-32	16.75	16.70	0.00
*NMRC	13.80 NMRC II 15-MAR-2033	21-May-18	15-Mar-33	13.80	14.96	0.09
GEL UTILITY FUNDING SPV PLC	15.15 GEL UTILITY-SPV (GTD) 28-AUG-2034	28-Aug-19	28-Aug-34	15.15	15.87	0.05
LFZC FUNDING SPV PLC	13.25 LFZC II 16-MAR-2042	10-May-22	16-Mar-42	13.25	16.32	-0.01
FCMB GROUP PLC	16.00 FCMB I (PERP)	16-Feb-23	-	16.00	15.55	0.02

www.cowryasset.com

IMPORTANT DISCLOSURES

This report is produced by the Research Desk, Cowry Asset Management Limited (COWRY) as a guideline for Clients that intend to invest in securities on the basis of their own investment decision without relying completely on the information contained herein. The opinion contained herein is for information purposes only and does not constitute any offer or solicitation to enter into any trading transaction. While care has been taken in preparing this document, no responsibility or liability whatsoever is accepted by any member of COWRY for errors, omission of facts, and any direct or consequential loss arising from the use of this report or its contents.